

MISSISSIPPI DEPARTMENT OF ENVIRONMENTAL QUALITY

Office of Land and Water Resources

P. O. Box 10631
Jackson, MS 39289-0631
WATER WELL DRILLERS LOG

COUNTY WELL LOCATED	
STATE	
WELL NUMBER	CODED
E-2065	
DATE	
DATE WELL COMPLETED	
3-9-01	

PERMIT NUMBER
HICKS WELL CO.
NAME OF DRILLING FIRM
30000

NAME & MAILING ADDRESS OF LANDOWNER			
MARK Suddoth			
91 Carlisle Rd.			
SARAH, MS, 38665			
WELL LOCATION	SEC	TOWNSHIP	RANGE
5	28	5 N	9 E
DISTANCE	DIRECTION	NEAREST TOWN	
3/4	Miles NW	of STAYBROOK	
OTHER LANDMARK			
WELL PURPOSE Home, Irrigation, Municipal, Industrial, Fish Pond, etc.			

PUMP DATA		
PUMP TYPE (Circle One):		
Submersible	Turbine	Jet
Other (Describe) _____		
POWER TYPE (Circle One):		
Electric	Tractor	Diesel
Other (Describe) _____		
Pump Capacity (GPM)	No of Stages	Setting Depth
12		120 FT.
PUMP TEST		
Well yielded _____ GPM with		
a drawdown of _____ ft.		
after _____ hours of pumping		

WELL DATA		
Well Depth	Casing Diameter (In)	Casing Length (Ft)
220	4	210
Type of Casing	Hole Depth	Depth to Static Water Level
PVC	220	100

LOG DATA	
TYPE OF LOG RUN (Circle One):	
Electric	Gamma Ray
Density	Sonic
Neutron	Other (Describe) _____
Name of Organization Running Log	

TYPE OF COMPLETION (Circle One or More):			
Gravel Packed	Underreamed	Telescoped	Natural Development
Open Hole	Other		
WELL GROUTED TO A DEPTH OF 3 FEET			
Type Grout (circle one): Cement, Bentonite, or Mix			

GEOLOGIC DATA (Office Use Only)			
Surface Elev	Geologic Unit	Unit Thickness	Depth to Top
Subs SWL	Date	Analysis	Aquifer Test

SCREEN DATA		
Diameter - Inches	Length - Feet	Slot Size - Inches
4	10'	.013
Screen Type	Depth to Bottom - Feet	
PVC Slotted	210	

Driller's Remarks	
Top of Lap Pipe or Reduction in Casing	
FEET	IF TELESCOPED OR MORE THAN ONE SCREEN: USE BACK PAGE

DESCRIPTION OF FORMATIONS ENCOUNTERED	FROM	TO	FORMATIONS (Continued)	FROM	TO
Brown Clay	0	15			
Red Clay Sand	15	100			
Conglomerate Rock	100	105			
White Clay	105	120			
White Sand + Clay	120	180			
White Sand	180	220			

REC'D MAY 14 2001

IF MORE SPACE IS NEEDED, USE BACK


TATE

10-P-E

MARK 2000

2400 10 2000

15 10 15





150

150



150 150 150



150 150 150

150 150 150
150 150 150
150 150 150
150 150 150
150 150 150

